

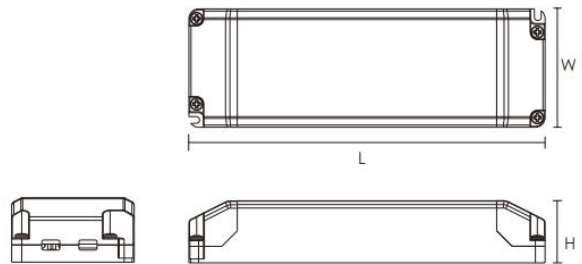
## SWITCH TO BRIGHTER FUTURE



### Product data sheet: Q8H-XXV-50W

#### Features

- Independent design
- Analogue flicker-free
- Captured terminal screws
- Protections: opencircuit, shortcircuit, overload, Overtemperature
- DC input compatible (176-250V DC)
- SELV equivalent
- Suitable for protection class I & class II luminaires
- Protection class II



#### Applications

- Office
- Shop
- Hospitality
- Public areas

#### Approbations & Certifications , TUV, CE, CB

#### Housing properties

- Housing material: plastic, white.
- Type of protection IP20

## Electrical Specifications

Type		Unit	Q8H-12V-50W	Q8H-24V-50W
<b>INPUT</b>	Nominal voltage	V	220 – 240	
	Nominal frequency	Hz	50 / 60	
	AC voltage range	V	198 – 264	
	DC voltage range	V	176 – 250	
	Nominal current	A	0.3	
	THD (Full load)	%	≤ 15	
	Power factor (Full load)		0.95	
	Efficiency (Full load)	%	86	
	Turn on time	ms	≤ 500	
	No load	W	≤ 0.5	
	Protection class		II	
	Inrush current(Cold start)	A pk	15 (th = 300 μs)	
	Max.units per circuit breaker		B10:11 B13:15 B16:18 B20:23 C10:24 C13:32 C16:39 C20:49	
	<b>OUTPUT</b>	Nominal voltage	V	12
Maximum voltage(Open Circuit)		Vdc	≤12.6	≤ 25.2
Output current range		A	0-4.2	0-2.1
Voltage accuracy		%	+/- 5	
Ripple & Noise		mV	≤ 150	
Pst LM			≤ 1	
SVM			≤ 0.4	
Nominal power range		W	0 – 50	
Maximum power		W	50	
Galvanic isolation			SELV	
<b>ENVIRONMENT</b>	Ambient temperature range ta	°C	-20 ...+50	
	Maximum case temperature tc	°C	85	
	Max. Case temp. In fault condition	°C	110	
	Storage temperature range	°C	-20 ...+70	
	Relative humidity	%	5 ... 85 (Not condensing)	
	Surge transient protection	kV	1   2 (L/N   LN/PE acc to. EN 61547 Clause 5.7)	
	Environmental rating		Indoor	
	IP rating		IP 20	
	Mains switching cycles		> 100,000	
	Expected lifetime	h	50,000 (0.2% / 1'000 h failure rate)	

\*All parameters NOT specially mentioned are measured at 230VAC input ,rated current and 25°C of ambient temperature

### Protections

**Over temperature**

Yes

**Over load**

Yes

**No load**

Yes

**Short-circuit**

Yes

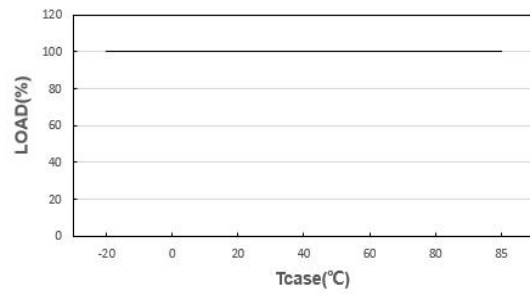
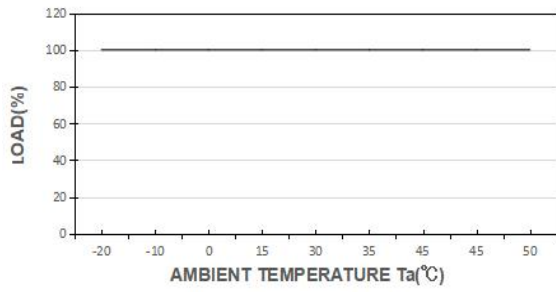
**Input overvoltage**

Maximum allowed input voltage 264V AC

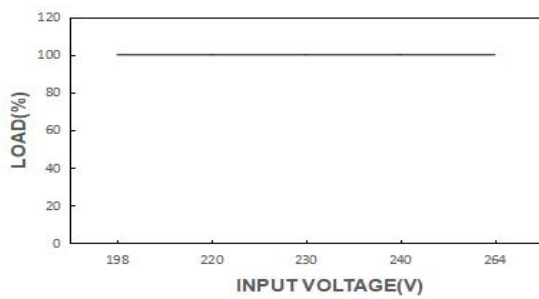
**Output overvoltage**

Yes

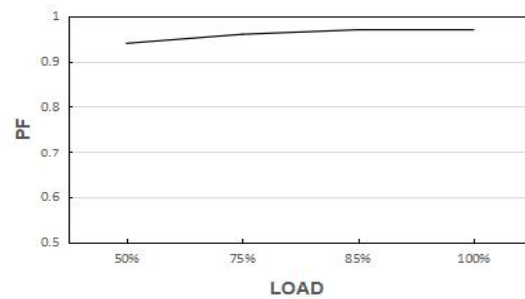
### OUTPUT LOAD vs TEMPERATURE



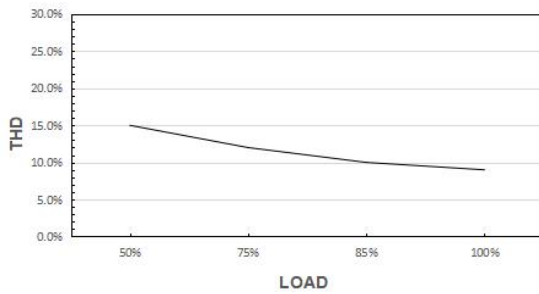
### STATIC CHARACTERISTIC



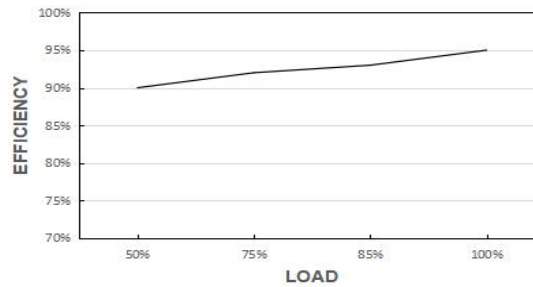
### POWER FACTOR (PF) CHARACTERISTIC



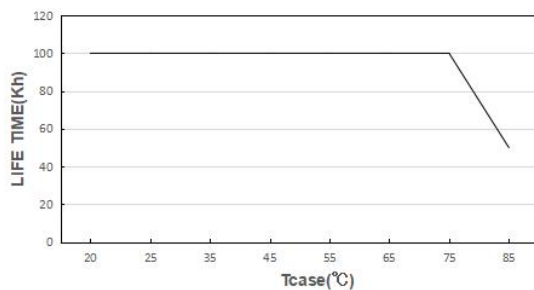
### TOTAL HARMONIC DISTORTION (THD)



### EFFICIENCY vs LOAD



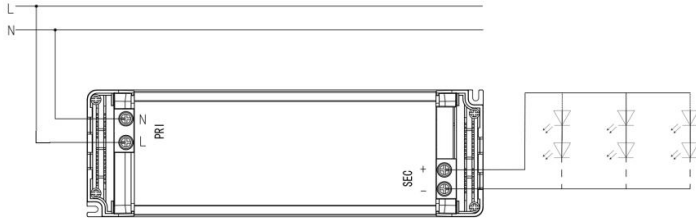
### LIFE TIME



\*The graph is for reference only, and the detailed values refer to the parameter table

## Wiring Diagram

Terminal:	Screw
Max. cable length - system:	2 m
Dimensions(LxWxH):	184 x 61 x 32 mm
Mounting hole spacing :	176.5 x 53 mm
Weight:	250 ± 10 g



### PRI

Cable cross-section:	0.75-2.5□
Stripping:	6mm

### SEC

Cable cross-section:	0.75-2.5□
Stripping:	6mm

Hot plug-in or secondary switching of LEDs is not permitted and may cause a very high current to the LEDs.

## Remarks

-**Touch current:** lower than 0.7 mA, according to EN 60598-1 annex. G and EN 61347-1 annex A

## Standards

EN 61347-1  
EN 61347-2-13  
EN 62384  
EN 55015  
EN 61000-3-2  
EN 61000-3-3  
EN 61547  
EN 60598-1  
IEE1789  
(EU) 2019/2020

## Manufacturer's address:

No.4,Tongfu Road,Tong'an Industrial Center,Tong'an District,Xiamen,Fujian,China

[www.actec.com](http://www.actec.com)