

## OTi DALI 15/220...240/1A0 NFC

OPTOTRONIC Intelligent – DALI NFC | Compact constant current LED driver – Dimmable



### Product family features

- Supply voltage: 220...240 V
- Line frequency: 0 Hz | 50 Hz | 60 Hz
- Line voltage: 198...264 V
- According to EN 61347-1, 61347-2-13, 62384
- RI suppression: to EN 55015/CISPR 15
- Immunity according to EN 61547
- Lifetime: up to 100,000 h
- Type of protection: IP20

### Product family benefits

- Versatile DALI window driver due to flexible output characteristic
- Locking and unlocking of luminaire/driver data
- Advanced luminaire/driver data (power, energy, operating hours...) for analytics
- DALI-2 certified incl. Parts 251, 252, 253
- Easy and fast output current setting via NFC
- Very high efficiency
- High-quality dimming of 1...100 % by amplitude dimming

### Versatile scope of application due to OSRAM DALI Technology:

- Suitable for emergency installations (acc. to EN 60598-2-22 and IEC 61347-2-13, appendix J) thanks to DC detection (0 Hz, pulsating DC), on/off switchable
- Feedback of power consumption and operating hours (Fit for SMART GRID)
- Suitable for buildings according to EPBD/BREEAM/LEED due to automatic Constant Lumen Output setting



## Product datasheet

---

### Areas of application

- Installation in emergency lighting systems according to IEC 61347-2-13, appendix J
- Suitable for use in luminaires with flexible current setting
- Suitable for indoor SELV installations
- Suitable for luminaires of protection classes I and II
- Suitable for downlights, spotlights and LED panels
- Installation via Cable Clamp Kit possible (depending on version of product)

## Technical data

### Electrical data

Nominal input voltage	220...240 V
Mains frequency	0/50/60 Hz
Input voltage AC	198...264 V <sup>1)</sup>
Input voltage DC	176...276 V
Total harmonic distortion	< 10 % <sup>2)</sup>
Power factor $\lambda$	0.95
ECG efficiency	88 % <sup>3)</sup>
Device power loss	2.4 W
Power loss in stand-by mode	$\leq 0.27$ W
Inrush current	5 A <sup>4)</sup>
Max. ECG no. on circuit breaker 10 A (B)	82
Max. ECG no. on circuit breaker 10 A (C)	-
Max. ECG no. on circuit breaker 16 A (B)	130
Max. ECG no. on circuit breaker 16 A (C)	-
Max. ECG no. on circuit breaker 25 A (B)	-
Surge capability (L/N-Ground)	2 kV
Surge capability (L-N)	1 kV
Nominal output voltage	7.5...54 V <sup>5)</sup>
U-OUT (working voltage)	60 V
Nominal output current	150...1050 mA <sup>6)</sup>
Default output current	350 mA
Output current tolerance	$\pm 3$ %
Output ripple current (100 Hz)	< 2 % <sup>7)</sup>
Output PSTLM	$\leq 1$
Output SVM	$\leq 0.4$
Nominal output power	18 W <sup>8)</sup>
Galvanic isolation	SELV
Current set	DALI / NFC

1) Permitted voltage range

2) At full load, 220...240 V, 50 Hz / see graphs

3) Typical / At full load and 230 V

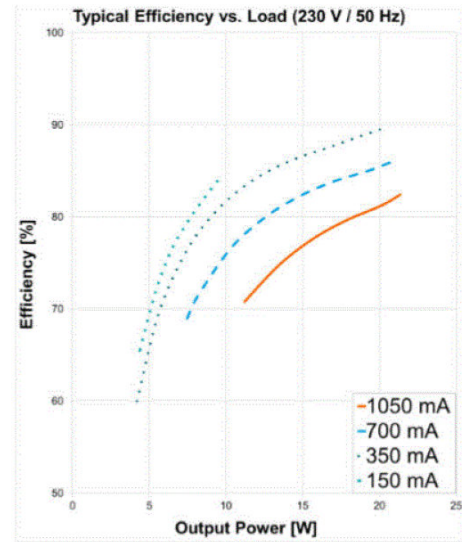
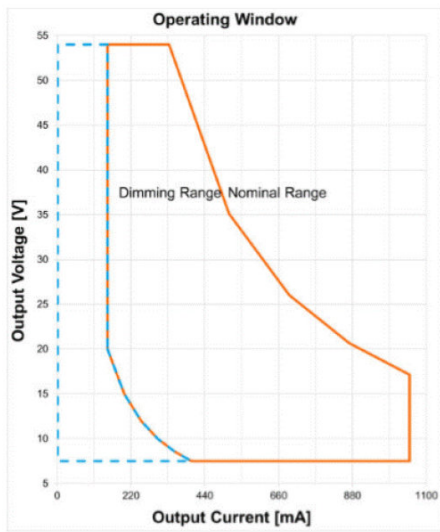
4)  $t_{width} = 220 \mu s$  (measured at 50 %  $I_{peak}$ )

5) Maximum 60 V

6)  $\pm 3\%$

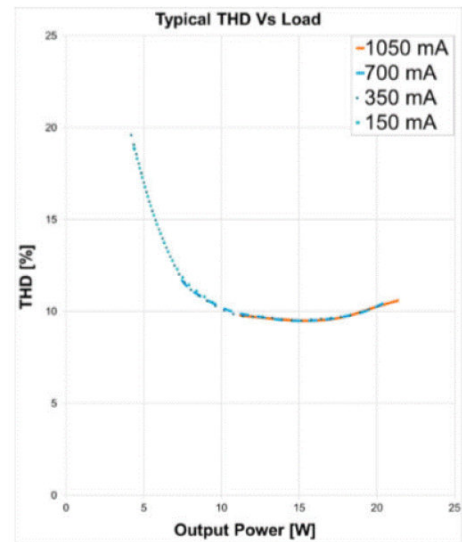
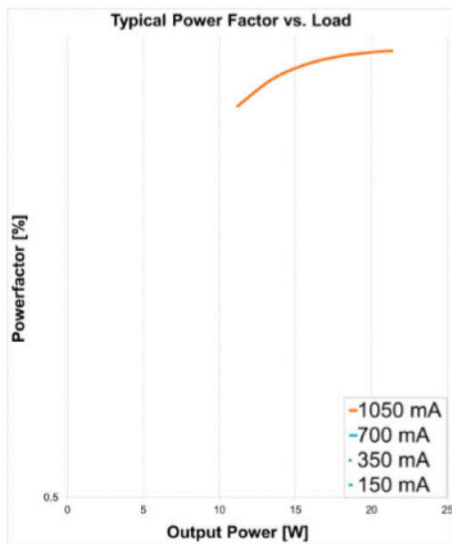
7) Ripple average at 100 Hz

8) Partial load 3...18 W



OTI DALI 15220-2401A0 NFC Operating Window

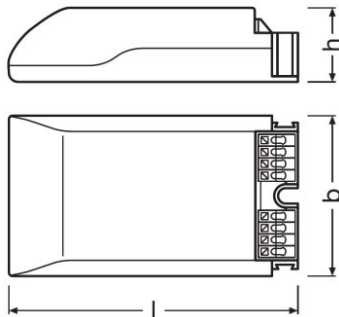
OTI DALI 15220-2401A0 NFC Typical Efficiency vs. Load (230 V 50 Hz)



OTI DALI 15220-2401A0 NFC Typical Power Factor vs. Load

OTI DALI 15220-2401A0 NFC Typical THD Vs Load

## Dimensions & weight



<b>Product weight</b>	100.00 g
<b>Cable cross-section, input side</b>	0.2...1.5 mm <sup>2</sup> <sup>1)</sup>
<b>Cable cross-section, output side</b>	0.2...1.5 mm <sup>2</sup> <sup>1)</sup>
<b>Wire preparation length, input side</b>	8.0...9.0 mm
<b>Wire preparation length, output side</b>	8.0...9.0 mm
<b>Length</b>	95.0 mm
<b>Width</b>	53.0 mm
<b>Height</b>	30.0 mm

<sup>1)</sup> Solid or flexible leads

## Colors & materials

<b>Casing material</b>	Plastic
------------------------	---------

## Temperatures & operating conditions

<b>Ambient temperature range</b>	-20...+50 °C
<b>Maximum temperature at tc test point</b>	80 °C <sup>1)</sup>
<b>Max.housing temperature in case of fault</b>	110 °C
<b>Temperature range at storage</b>	-40...+85 °C
<b>Permitted rel. humidity during operation</b>	5...85 % <sup>2)</sup>

<sup>1)</sup> Maximum at the T<sub>c</sub>-point

<sup>2)</sup> Maximum 56 days/year at 85 %

## Lifespan

<b>ECG lifetime</b>	50000 / 100000 h <sup>1)</sup>
---------------------	--------------------------------

<sup>1)</sup> T<sub>c</sub> = 80°C, 0.2% / 1,000 h failure rate / T<sub>c</sub> = 70°C, 0.1% / 1,000 h failure rate

## Capabilities

<b>Dimmable</b>	Yes
-----------------	-----

## Product datasheet

<b>Dimming interface</b>	DALI / Touch DIM / Touch DIM Sensor
<b>Dimming range</b>	1...100 % <sup>1)</sup>
<b>Dimming method</b>	Amplitude Modulation
<b>Overheating protection</b>	Automatic reversible
<b>Overload protection</b>	Automatic reversible
<b>Short-circuit protection</b>	Automatic reversible
<b>No-load proof</b>	Yes
<b>Max. cable length to lamp/LED module</b>	2.0 m
<b>Suitable for fixtures with prot. class</b>	I / II
<b>Type of connection, input side</b>	Push terminal
<b>Type of connection, output side</b>	Push terminal
<b>Constant lumen function</b>	Programmable
<b>Programming interface</b>	DALI, NFC
<b>Number of channels</b>	1
<b>DALI-2 Energy Data</b>	Yes <sup>2)</sup>
<b>DALI-2 Diagnostic Data</b>	Yes <sup>3)</sup>

<sup>1)</sup> For maximum nominal output current

<sup>2)</sup> Acc. DALI part 252

<sup>3)</sup> Acc. DALI part 253

### Programming

<b>Tuner4TRONIC</b>	Yes
<b>Tuner4TRONIC Field App</b>	Yes
<b>Programming device</b>	DALI / NFC

### Programmable features

<b>Constant Lumen</b>	Yes
<b>Lamp Operating Time</b>	Yes
<b>Driver Guard</b>	Yes
<b>DALI Settings</b>	Yes
<b>Emergency Mode</b>	Yes
<b>DALI-2 Luminaire Data</b>	Yes <sup>1)</sup>
<b>Configuration Lock</b>	Yes
<b>Soft Switch Off</b>	Yes
<b>Dim to Dark</b>	Yes
<b>TouchDIM + Sensor</b>	Yes
<b>OEM Key</b>	No

<sup>1)</sup> Acc. DALI part 251

### Certificates & standards













## Product datasheet

<b>Approval marks – approval</b>	CE / EL / ENEC 10 / VDE-EMC / DALI-2
<b>Standards</b>	Acc. to EN 61347-1/Acc. to EN 61347-2-13/Acc. to EN 55015/Acc. to EN 61547/Acc. to EN 61000-3-2/Acc. to EN 62384/Acc. to EN 62386/Acc. to IEC 62386-101:Ed2/Acc. to IEC 62386-102:Ed2/Acc. to IEC 62386-207:Ed1
<b>Protection class</b>	II
<b>Type of protection</b>	IP20

### Logistical data

<b>Commodity code</b>	850440829000
-----------------------	--------------

### Download Data

File	
	User instruction OPTOTRONIC LED Power Supply
	User instruction OPTOTRONIC LED Power Supply
	Certificates OT EMC 40050085 200220
	Certificates OTI DALI 15 NFC EATON AM35709 210720
	Certificates OTI DALI 15 NFC INOTEC AM35709 210720
	Certificates OT ENEC 40038447 210721
	Certificates OT EMC 40044675 080920
	Declarations of conformity EU Declaration of Conformity 3758701
	CAD data OTI DALI 15 NFC IGS 170120
	CAD data OTI DALI 15 NFC STEP 170120
	CAD Data 2-dim OTI DALI 15 NFC CAD2PDF 170120
	CAD data 3-dim OTI DALI 15 NFC CAD3PDF 170120

## Product datasheet

---

### Logistical Data

Product code	Product description	Packaging unit (Pieces/Unit)	Dimensions (length x width x height)	Volume	Gross weight
4062172061766	OTi DALI 15/220...240/1A0 NFC	Shipping carton box 20	284 mm x 207 mm x 96 mm	5.64 dm <sup>3</sup>	2270.00 g

---

The mentioned product code describes the smallest quantity unit which can be ordered. One shipping unit can contain one or more single products. When placing an order, for the quantity please enter single or multiples of a shipping unit.

---

### Data privacy

This OSRAM driver can be configured using the Tuner4TRONIC software. This requires registering on [www.myosram.com](http://www.myosram.com) and downloading the Tuner4TRONIC software from the Internet. The Tuner4TRONIC software enables users to access and view the operational data of a luminaire or driver via the corresponding programming interfaces. A password key (Config Lock) must be set up in the driver via the Tuner4TRONIC software in order to control which users can access and view operational data. Follow the instructions for password setup. To grant an external person or company rights to access or view operational data, you can assign password keys. In this case, however, you are responsible for ensuring that the third party concerned takes notice of the information described here. However, OSRAM can read out operating data from devices for maintenance and service purposes even when a password key has been assigned. In individual cases, OSRAM will also use its access rights in order to optimize or improve driver hardware and driver functions. In accordance with data privacy principles, any user of operating data (luminaire manufacturers, third parties with access rights) must ensure that personal data (e.g. name, address, location IDs) are only merged with the prior written consent of the person (end user) concerned. The respective user of the operating data is responsible for providing evidence of consent.

---

### Disclaimer

Subject to change without notice. Errors and omission excepted. Always make sure to use the most recent release.

---